



Service continuity guarantee



Plug & Play. Fixed sequence




Rapid status monitoring



Space saving

Application

For protection and continuous service in:



Homes and second homes, fridges, alarms, garage doors, etc.



Service sector, air conditioning, refrigerating chamber, lighting, UPSs



Industrial sector, critical production process control, etc.

Technical features

Protection	Type	Class A
	Sensitivity, $I_{\Delta n}$	30 or 300 mA, depending on the model
	Trip delay, t_{Δ}	Instantaneous
	Nominal current, I_n	40 or 63 A, depending on the model
	Number of poles	2 or 4, depending on the model
	TEST	Built-in button on the switch
	RESET	Mechanism on front of motor allowing ON/OFF
Reclosing system	Associated circuit breaker	RCCB
	RCCB Status output	Switched contact, 230 V _{AC} 130 mA
	Number of reclosures	3
	Time between reclosures	3, 20, 180 s
	Reset time of the reclosing system meter	3, 20, 180 s
Electrical features	Reclosing system locking output	Switched contact, 230 V _{AC} 130 mA
	Reclosing system deactivation	Mechanism on front of motor allowing ON/OFF Sealable
	Number of poles/Service voltage	2 poles: 230 V _{AC} 4 poles: 230 V _{AC} / 400 V _{AC}
Mechanical features	Auxiliary power supply	230 V _{AC} (\pm 20%) 50 / 60 Hz
	Relay output contacts	230 V _{AC} 130 mA
	Operating temperature	-10 ... +50 °C
	Assembly	DIN Rail 46277 (EN 50022)
	Dimensions	2 poles: 4.5 modules 4 poles: 6.5 modules
Standards	Protection degree	IP40
		IEC 61008, EN 50557

www.circuitor.es

CIRCUTOR, SA - Vial Sant Jordi, s/n
08232 Viladecavalls (Barcelona) Spain
Tel. (+34) 93 745 29 00 - Fax: (+34) 93 745 29 14
central@circutor.com



Protection and Control

REC3C

Self-reclosing RCCB

Maximum continuity




CIRCUTOR

Technology for energy efficiency

Self-reclosing RCCB

The **REC3C** family are 2- or 4-pole RCCBs associated with an intelligent reclosure motor, allowing a safe reclosure of the RCCB in 3 attempts. The **REC3C** can signal protection and reclosure through 2 status outputs.



Compact and modular

The **REC3C** is a compact unit installed like an RCCB. No connections are required between the motor and RCCB.

Automatic reclosure to ensure service continuity

Insulation mode

The insulation **reclosing mode is used in the case of high-sensitivity protection functions**. The unit measures the insulation in periods of 3, 20 and 180 seconds, so that the unit is only reclosed when the error that tripped it is resolved. **For sensitivities of 30 mA.**

Timer mode

For other less demanding sensitivities in electrically complex installations, **timed reclosing mode is adopted**. The unit recloses after a set time of 3, 20 or 180 seconds. **For sensitivities of 300 mA.**





2- or 4- pole

Saves space in all kinds of installations.

Locking and safety

Possibility of cancelling reclosure from the motor front mechanism allowing ON/OFF. The unit has a locking system that determines the operation in the manual or automatic mode (reclosing system enabled). **Sealable.**




2 outputs

The **REC3C** has 2 status outputs for signalling status. These outputs are used for:

- Locking alarms
- Protection statuses

Quick, easy installation




Turn off the General Automatic Switch. Do not touch circuits with voltage.



Remove the electrical panel's protective cover.



Disconnect the RCCB to be replaced from the terminal.



Connect the input/output of the **REC3C** RCCB.



Turn on the General Automatic Switch. Check the **REC3C** is working properly by pressing the TEST button.



Service electrical panel.